

KSE | Institute

The Core of Russia's Shadow Fleet

Identifying Targets for Future Tanker Designations

By Benjamin Hilgenstock,
Anatoliy Kravtsev, and
Yuliia Pavytska

August 2024

Cover design: Mykyta Aleksieiev | DALL-E

Acknowledgments

Data analysis was performed by Anatoliy Kravtsev.

The KSE Institute Sanctions Team also includes Olena Bilousova, Borys Dodonov, Oleksii Hrybanovskii, Vira Ivanchuk, Dmytro Pokryshka, Roman Popov, Elina Ribakova, Lucas Risinger, Nataliia Shapoval, Pavlo Shkurenko, Matviy Talalaievskiy, and Anna Vlasyuk.

We thank Craig Kennedy for his invaluable comments and contributions.

Table of Contents

Executive Summary	2
Methodology	3
Russia’s Shadow Fleet for Crude Oil	4
Identifying the Core Shadow Fleet.....	4
Losses and Additions of Tankers.....	6
Substitution of Sanctioned Vessels.....	7
Russia’s Shadow Fleet for Oil Products	8
Identifying the Core Shadow Fleet.....	8
Losses and Additions of Tankers.....	10
Substitution of Sanctioned Vessels.....	11
Appendix	13

Executive Summary

In this report – a follow-up to “[Assessing Russia’s Shadow Fleet: Initial Build-Up, Links to the Global Shadow Fleet, and Future Prospects](#),” which was published by KSE Institute in June – we take a closer look at Russian shadow tankers to identify those that make up the core of the fleet employed to circumvent energy sanctions (i.e., the G7 price cap). The objective is to provide coalition governments with a priority list of vessels for future designations, which have proven to be extremely effective at removing ships from commercial operations. Addressing the Russian shadow fleet remains an urgent matter as another [incident](#) involving a tanker without proper insurance illustrates, even though it did not carry Russian oil in this case. The topic of the shadow fleet has received serious attention in recent weeks, including at the European Political Community Summit in July, when the new UK government garnered substantial support for its “[Call to Action](#)”. Previously, Denmark had also been [engaged](#) in forming a coalition of countries to address this issue.

Our key findings are as follows:

1. **A total of 307 shadow tankers carried Russian crude oil** in at least one of the six quarters between January 2023 and June 2024. However, only a subset of these vessels were involved in each of the six quarters. Therefore, **45 tankers are considered to be part of the “core” shadow fleet** for crude oil. They accounted for 28% of the overall crude oil shadow fleet’s deadweight tonnage in H1 2024.
2. **A total of 432 shadow tankers carried Russian oil products** in at least one of the six quarters between January 2023 and June 2024. However, only a subset of these vessels were involved in each of the six quarters. Therefore, **41 tankers are considered to be part of the “core” shadow fleet** for oil products. They accounted for 29% of the overall oil products shadow fleet’s tonnage in H1 2024.
3. Of the 45 crude oil tankers and 41 oil products tankers identified as part of the “core” Russian shadow fleet, **eight vessels have been sanctioned by the US, EU, and/or UK** – six transporting crude oil and two transporting oil products. Thus, a significant number of the vessels that Russia relies upon consistently to circumvent the price cap regime remain unaffected by such measures. In total, 64 shadow fleet vessels have been designated in the three jurisdictions since the fall of 2023.
4. **New vessels were added to the shadow fleet** in the first half of 2024, offsetting the capacity effect from designations. For crude oil, designated tankers have a deadweight of 6.05 million tons while “new” vessels amount to 8.90 million tons, of which 1.92 million tons of capacity are used regularly. For oil products, the corresponding numbers are 0.69 million tons, 8.15 million tons, and 0.98 million tons. Altogether, **the shadow fleet’s potential deadweight tonnage has remained largely unchanged**.
5. Considering the **limited nature of the vessel designation campaign** and Russia’s **ability to add new capacity** to its shadow fleet, it is not surprising that the shadow fleet’s share of export volumes has increased in the case of crude oil – to 89% in June 2024 – and remained broadly stable in the case of oil products – at ~35-45% in H1 2024. The **absence of capacity constraints** explains why the discount on Russian oil prices has not risen in recent months and export earnings have been robust.
6. To put additional pressure on Russia’s ability to finance its war of aggression against Ukraine, **we urge coalition governments to designate additional shadow fleet vessels**, starting with those 39 crude oil and 39 oil products tankers that have been identified in this report as part of the “core” shadow fleet but are not sanctioned yet. Their removal would represent significant sunk costs, while forcing Russia to rely more heavily on mainstream fleet tankers, which fall under the price cap.

Methodology

Classifying tankers as part of the Russian shadow fleet. As in our previous reports, we classify a vessel as part of the Russian shadow fleet if it does not have any *restricted services relationships* with price cap coalition jurisdictions, comprising the G7, the European Union, and Australia.¹ These services include, most importantly, ship ownership, ship management, and insurance. Specifically, shadow tankers do not carry protection and indemnity (P&I) insurance by the International Group (IG), which covers oil spills.

Identifying regular operations of shadow fleet tankers. We use the term *"quarterly voyage"* if a shadow tanker performed a direct loading of Russian crude oil or oil products at a Russian port and delivered the cargo, either to a destination port or to another vessel via STS (ship-to-ship) transfer, at least once in a given quarter.² If a tanker performed quarterly voyages throughout a certain period (e.g., H1 2023, H2 2023, or H1 2024), we define it as a *"regular"* shadow fleet vessel. Finally, if a tanker performed quarterly voyages throughout the entire analysis period (i.e., Q1 2023-Q2 2024), it is considered part of the *"core shadow fleet"*.

Determining the sanctions status of the shadow fleet. For the purposes of this analysis, we consider a vessel to be *"sanctioned"* or *"designated"* if it has been listed by the respective competent authority in the United States, European Union, and/or United Kingdom. For this report, we only examine vessels that have been designated in the Russia context and not any subject to similar measures related to, for instance, Iran. Altogether, we look at a **total of 64 sanctioned vessels** as of end-July 2024 – 49 crude oil tankers and 15 oil products tankers. For details on the designated vessels, please see Appendix Tables 4 and 8.

Data sources used for the analysis. Detailed information about voyages of tankers carrying Russian crude oil or oil products stems from *Kpler*, including data on the identity of vessels, cargo types and volumes, origin and destination ports, specific routes, and ship-to-ship transfers. For up-to-date information on the vessels in question, including their flag, registered owner, ship/commercial manager, ISM manager, as well as the addresses of all involved entities, we rely on *Equasis*. Finally, the current protection and indemnity (P&I) insurance status is determined through the website of the *International Group of P&I Clubs*.³

¹ While not officially members of the price cap coalition, others (Norway, Switzerland) have mirrored the measures.

² To avoid duplication, the analysis excludes tankers that carried Russian oil loaded through STS (ship-to-ship) transfers rather than directly at a Russian port. The actual number of shadow fleet tankers may therefore be understated.

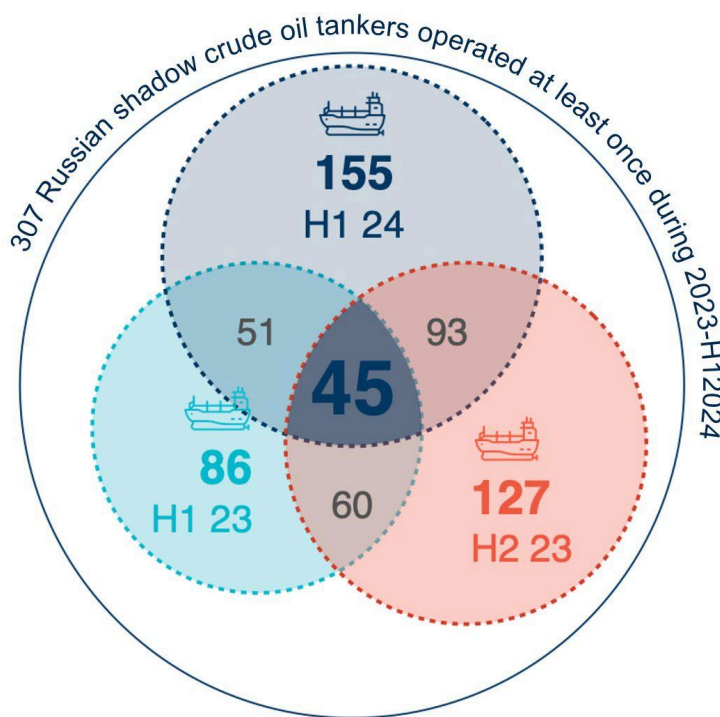
³ Please note that this only allows one to determine *whether* a vessel is insured by an entity in the price cap coalition and, if it is the case, through which P&I club. If insurance is provided by any entity outside of the International Group, information regarding specifics is largely not available. Media [reporting](#) points to Russia's Ingosstrakh playing a key role.

Russia’s Shadow Fleet for Crude Oil

Identifying the Core Shadow Fleet

We determine that from January 1, 2023, to June 30, 2024, a total of 307 Russian shadow fleet tankers transported crude oil in at least one of the six quarters. This number is broadly consistent with previous findings, including those in KSE Institute’s flagship report “[Assessing Russia’s Shadow Fleet](#)”, which was published in June. Here, we aim to identify the core of the Russian shadow fleet, however – tankers that are regularly and consistently used to circumvent the price cap regime and generate additional export earnings for Russia. According to our assessment, the number of regularly used⁴ crude oil tankers increased considerably throughout the analysis period. If, during the first half of 2023, Russia used 86 such vessels, this number grew to 127 in the second half of 2023, and to 155 during the first half of 2024 (see Figure 1).

Figure 1. Russia’s shadow fleet for crude oil



Source: KSE Institute *

To identify the core of the Russian shadow fleet for crude oil, we take a closer look at the number of unique tankers that transported oil regularly during the entire analysis period (i.e., completed voyages in each of the six quarters). The overlap between sub-periods is shown in Figure 1. **We estimate that 45 Russian shadow fleet tankers transported crude oil consistently over 2023 and the first half of 2024** (see Table 1). This leads us to conclude that the core fleet used by Russia is significantly smaller than the total number of 307 vessels identified above. Additionally, it indicates that many of the shadow tankers involved are not exclusively committed to Russian crude oil, but transport other cargoes regularly.

⁴ A tanker is identified as “regular” for a half-year period if it made quarterly voyages in both quarters of the respective period. For example, to be identified as regular in H1 2023, a vessel must have completed voyages in both Q1 and Q2.

Table 1. Russia’s core shadow fleet for crude oil

IMO	Name	Sanctions	IMO	Name	Sanctions
UAE. Stream Ship Management Fzco			UAE. Alqutb Alshamali MarineSrvs		
9301380	Pavel Chernysh		9288693	Andaman Skies	
9301407	Viktor Titov		9331153	Galian 2	EU 24.06.24
9301419	Yuri Senkevich		China. Sunne Co Ltd		
9301421	Victor Konetsky		9235713	Amber 6	
9305568	Scf Baltica		9321847	Emily S	
9311622	Vladimir Tikhonov		9321976	Heidi A	
9316127	Aleksey Kosygin		China. Shanghai FutureShip Mgmt Co		
9339325	Ns Laquna	UK 13.06.24	9281891	Merope	
9341081	Ns Clipper		9513139	Fjord Seal	
9354301	Zaliv Amerika		9346732	Huihai Pacific	
9360128	Zaliv Baikal		Turkey. Tokyo Gemi Isletmeciligi As		
9360130	Zaliv Vostok		9291250	Beks Star	
9412335	Ns Bora		Turkey. Sand Gemi Isletmeciligi As		
9412359	Belgorod	US 23.02.24	9265756	Life	
9413547	Ns Arctic		Seychelles. Gessi Maritime Corp		
9413561	Ns Asia		9321706	Mercury	
9418494	Zaliv Aniva		Russia. Sovcomflot		
9421972	Scf Samotlor		9866380	Okeansky Prospect	
9422445	Scf Surgut		Russia. Rosneftflot Jsc		
9422457	Scf Baikal		9842188	Vladimir Vinogradov	
9511387	Olympiysky Prospect		Russia. Invest Fleet Ltd		
9511521	Moskovsky Prospect		9411020	Bratsk	US 23.02.24
9511533	Primorsky Prospect	UK 18.07.24	Marshall Islands. Fuga Shipmanagement Sa		
9610781	Nikolay Zuyev		9235725	Fuga Bluemarine	
9826902	Korolev Prospect	UK 18.07.24	Azerbaijan. Meridian Shipping & Management		
9843560	Vernadsky Prospect		9284116	Shah Ismayil Khatai	
9901025	Vladimir Arsenyev		Azerbaijan. Azerbaijan Caspian Shipping		
9901037	Nikolay Zadornov		9397676	Nasimi	

For more information on the 45 crude oil tankers identified as the core shadow fleet, see Appendix Table 1.

An analysis of the entities managing this core shadow fleet reveals interesting patterns. 28 out of the 45 regular tankers are managed by UAE-based **Stream Ship Management Fzco**. The company acquired these tankers from another UAE-based ship manager, Oil Tankers Scf Mgmt Fzco, which had previously obtained them from Russia’s Sovcomflot. While both Sovcomflot and Oil Tankers Scf Management Fzco are sanctioned by the US, UK, and other coalition countries, the vessels continue to perform the same activities under new management (i.e., the transport of Russian crude oil). This suggests that the listing of ship managers is insufficient to address the shadow fleet challenge as vessels can be moved between entities very quickly. Stream Ship Management is heavily invested in the shadow fleet: It currently operates 37 crude oil tankers (and one chemicals/oil products tanker), of which 28 have been identified as part of the core fleet.

For more information on the vessels managed by Stream Ship Management Fzco, see the “Sun Ship Management” spreadsheet [here](#). Our team has also consistently reported on and paid attention to tankers from this group in the monthly reports "Russian Oil Tracker." For instance, slides 19 and 20 of the [November 2023 issue](#) and slides 19 and 20 of the [February 2024 issue](#).

Several other management companies deserve attention: Emirati **Alqutb Alshamali Marine Services** currently operates six crude oil tankers of which two are part of the core shadow fleet. This company entered

the market relatively recently, registering its first vessels only in November 2023, and represents another case of tankers being moved from a sanctioned entity to a new manager. Five of Alqutb's six tankers were previously operated by UAE-based Radiating World Shipping Services, which was sanctioned by the UK in December 2023. Due to such patterns, we believe that the company and its vessels require additional scrutiny. In addition to Emirati companies, a significant portion of the core fleet for crude oil is managed by Chinese entities, with three out of six tankers belonging to **Sunne Co Ltd**. Sunne Co Ltd. consistently ranks among the [top-5 managers](#) in terms of shadow fleet volumes. Despite only managing three vessels, the company accounts for ~5% of monthly volumes. The reason for this is the vessels' usage. Throughout 2023-2024, they have exclusively transported Russian crude oil to China – in most cases from the Russian port of Kozmino, allowing for a loaded voyage every two weeks. The remaining eight tankers that make up the core shadow fleet are managed by companies in Russia, Turkey, Azerbaijan, the Marshall Islands, and the Seychelles.

For more information on Radiating World Shipping Services as well as other Emirati management companies sanctioned by the UK, see the “Sanctioned by the UK government” spreadsheet [here](#).

The 45 tankers identified as the “core” shadow fleet for crude oil play a critical role for Russia’s ability to circumvent the price cap. They accounted for 28% of the tonnage of all “regular” shadow tankers used in H1 2024. However, only six of them have been designated by the US, EU, and UK.

Losses and Additions of Tankers

Sanctions rather than voluntary decisions by operators appear to be the primary factor in terms of vessels exiting the shadow fleet. We find that nine tankers that were identified as regular participants in the transport of Russian crude oil in 2023 did not engage in such activities in 2024. Out of these, six were sanctioned by the US and one by the US and EU. The two other vessels that left the fleet are the Ionia, which only carried Russian crude oil once in May 2024 and the Koroglu, which operated exclusively between Azerbaijan and Turkmenistan in 2024. These findings show that concerns with regard to potential violations of the price cap are not what drives decisions to leave the Russian oil trade or remain engaged.

For more information on the nine vessels that exited the fleet, see Appendix Table 2.

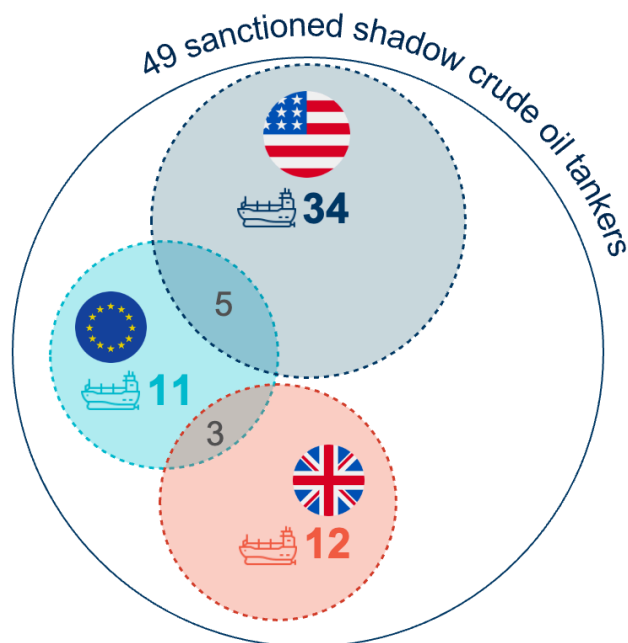
While a small number of tankers exited the shadow fleet, Russia has also attracted new ones in 2024. We identified 74 new shadow tankers for the transport of crude oil, which did not load Russian cargo directly in Russian ports throughout 2023, but have carried out at least one operation in 2024. A closer look at their usage shows, however, that only 15 should be considered as “regular” participants in the trade, i.e., they transported Russian cargo in both quarters of H1 2024. The new additions have similar characteristics than the overall shadow fleet: they are over 15 years old and, by definition, do not carry International Group P&I insurance. Notably, many involved entities only own or manage one vessel – typical for shadow fleet activities.

For more information on the 15 new “regular” vessels, see Appendix Table 3.

Substitution of Sanctioned Vessels

Starting in late 2023, the US began to actively impose sanctions on individual tankers involved in the transport of Russian oil. In 2024, the EU and UK also began to adopt such vessel designations. **As of the end of June 2024, 49 crude oil tankers have been sanctioned in one or more of these jurisdictions** (see Figure 2). The US took such measures with regard to 34 vessels, the UK 12, and the EU 11.

Figure 2. Sanctioned shadow fleet crude oil tankers



Source: KSE Institute

For more information on the 49 sanctioned crude oil tankers, see Appendix Table 4.

Of the sanctioned tankers, 23 are managed by UAE-based companies, 15 by Russian companies, and 8 by Liberian companies. Many of the designated tankers were previously operated by entities that faced sanctions themselves, illustrating the relative ineffectiveness of entity designations. Other entities warrant further investigation. For instance, the eight sanctioned Liberia-operated tankers are owned/managed by companies that are only involved with one tanker each, but all are located at the same Monrovia address, suggesting the existence of shadow fleet ownership and management networks. Importantly, companies with this address own/manage an additional 24 tankers that are involved in the transport of Russian oil.

For more information on Liberia-owned/managed vessels, see the “Liberia” spreadsheet [here](#).

To assess the impact of these measures, it is important to evaluate changes in Russia’s capacity for the transport of crude oil. The 49 sanctioned vessels have a deadweight of 6.05 million tons. While these have overwhelmingly been removed from commercial operations due to the threat of enforcement action against anyone interacting with them or the cargo they carry, 74 “new” vessels with a total deadweight of 8.90 million

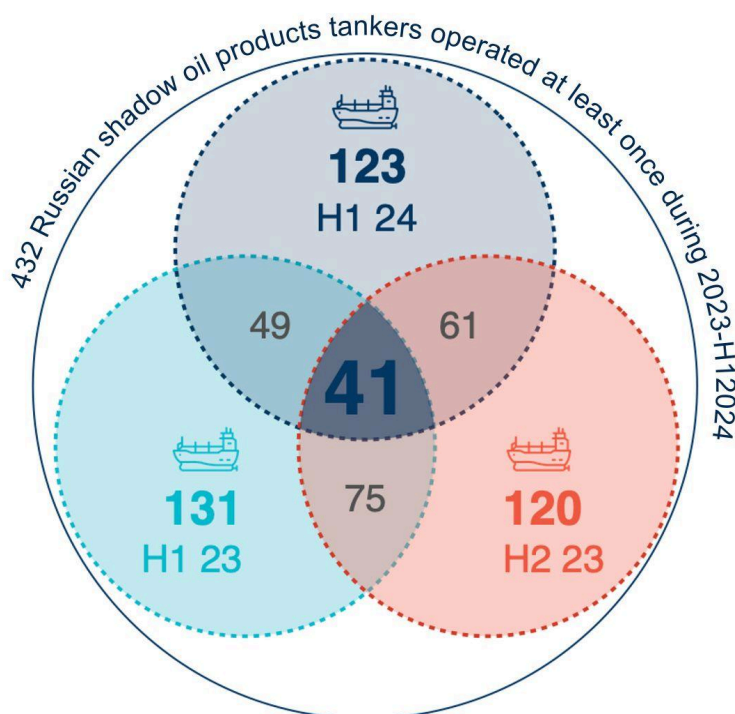
tons carried Russian crude oil in 2024 while not having done so in 2023. We count only 15 of the 74 as “regular” (total deadweight 1.92 million tons) but the important point is that the other 59 *could* be used if needed and, thus, represent spare capacity. This shows that **current designations have not actually removed capacity from the market** – which limits the measures’ impact on transport costs and export earnings. In addition, there are vessels that stopped carrying oil in 2024 (while having done so in 2023) for reasons other than sanctions and could be brought back. Their capacity is estimated at 2.91 million deadweight tons. Altogether, new capacity has essentially replaced what was removed (8.96 million deadweight tons) due to sanctions or the exit of vessels from the shadow fleet for other reasons. This explains why the share of Russian crude oil transported on mainstream fleet tankers has continued to decline in 2024 – standing at only 11% in June 2024 – thereby fundamentally undermining the price cap’s leverage.

Russia’s Shadow Fleet for Oil Products

Identifying the Core Shadow Fleet

We determine that from January 1, 2023, to June 30, 2024, a total of 432 Russian shadow fleet tankers transported oil products in at least one of the six quarters. To identify the core of the Russian shadow fleet – tankers that are regularly and consistently used to circumvent the price cap regime and generate additional export earnings for Russia – we look at vessels used during the first half of 2023, the second half of 2023, and the first half of 2024. In contrast to the corresponding analysis for crude oil, the number of tankers in regular use remains relatively stable at 131, 120, and 123, respectively (see Figure 3).

Figure 3. Russia’s shadow fleet for oil products



Source: KSE Institute

To identify the core of the Russian shadow fleet for oil products, we take a closer look at the number of unique tankers that transported oil regularly during the entire analysis period (i.e., completed voyages in each of the six quarters). The overlap between sub-periods is shown in Figure 3 and, despite the overall stable size of the shadow fleet, surprisingly limited. **We estimate that 41 Russian shadow fleet tankers transported oil products consistently over 2023 and the first half of 2024** (see Table 2).

Table 2. Russia’s core shadow fleet for oil products

IMO	Name	Sanctions	IMO	Name	Sanctions
UAE. Fornax Ship Management			Russia. Volgotrans Lic		
9276030	Elbrus		9683726	Dmitry Pokrovsky	
9292060	Tavrichesky Bridge		Turkey. Sand Gemi Isletmeciligi As		
9309588	Ns Stella		9263203	Beks Lina	
9318541	Ns Stream	24.06.2024	9308132	Beks Ebru	
9322968	Ns Power		9337327	Beks T Rex	
9333400	Scf Neva		9356751	Beks Fenix	
9333436	Scf Amur	24.06.2024 18.07.2024	Turkey. Cape Gemi Isletmeciligi As		
9382798	Transsib Bridge		9263186	Beks Blue	
9397535	Scf Irtysh		9292589	Beks Arda	
9397547	Scf Anadyr		Turkey. Tokyo Gemi Isletmeciligi As		
9577082	Scf Prime		9248796	Beks World	
UAE. Breath Shipping Services Llc			Seychelles. Jizan Maritime Inc		
9289518	Phonix Way		9294123	Leonidas I	
UAE. Oceansafe Holdings Ltd			Seychelles. Ocean Voyage Corp		
9248801	Atacama		9290921	Beast	
UAE. Hudson Harbor Logistics Ltd			Seychelles. Prime Choice Navigation Ltd		
9353125	Nargis		9265885	Sea Maverick	
UAE. Marisafe Technologies Fze			Kyrgyz Republic. Munai Invest Llc		
9655470	Svl Unity		9282986	Atlanticos	
UAE. Seapulse Innovations Fze			9288930	Pacificos	
9353096	Zeynep		Mauritius. Agusan Shipping Inc		
Russia. Eneya Llc			9327372	Zelda	
9435363	Volga River		Mauritius. Tigwa Shipping Llc		
9435375	Irtysh River		9360415	Kallos	
Russia. Investnefttrade Llc			China. Fariavaship Hk Ltd		
9640516	Vf Tanker-3		9255830	Sea Marine 1	
9640528	Vf Tanker-4		Marshall Islands. Hai Shipping & Marine Inc		
Russia. Middle Volga Shipping Co			9290517	Horai	
9749154	Kupava		Vietnam. Venus Gas Co Ltd		
Russia. Rp-Shipping Llc			9258882	Legend	
9171175	Cilicia				
Russia. Trinity Shipping Llc					
9105140	Taimyr				

For more information on the 41 oil products tankers identified as the core shadow fleet, see Appendix Table 5.

As for crude oil, a significant share of the core shadow fleet for oil products is managed by companies based in the UAE. Specifically, we find that 16 out of the 41 core fleet tankers are managed by Emirati entities, 8 by Russian ones, and 7 by Turkish ones. Out of the 16, 11 are accounted for by **Fornax Ship Management**, a company that emerged after sanctions were imposed on Russia’s Sovcomflot and, subsequently, two other UAE-based ship managers, Sun Ship Management and Oil Tankers Scf Mgmt Fzco. Fornax exclusively operates tankers that were previously managed by these entities. Its total fleet consists of 27 vessels, 23 are oil products tankers or chemicals/oil products tankers. The company accounts for roughly one fifth of the shadow fleet’s total oil products volumes. Fornax Ship Management (on the oil products side) and Stream Ship

Management Fzco (on the crude oil side), both based in the UAE, have effectively taken over the management of sanctioned tankers from the Sovcomflot chain and enable these vessels to continue the same operations.

For more information on Fornax Ship Management, see the “Sun Ship Management” spreadsheet [here](#).

Among Turkish companies, six out of seven tankers are managed by **Sand Gemi Isletmeciligi As**, which began acquiring vessels only in March 2024. This coincides with the cessation of operations by three other Turkish companies: Beks Tanker Isletmeciligi As, Beks Gemi Isletmeciligi Ve Tic, and Modern Gemi Isletmeciligi As. These three entities had been clear leaders in the shadow transport of Russian oil products from January 2023 to February 2024. Currently, Sand Gemi Isletmeciligi As operates a total of 11 tankers, all acquired from the three aforementioned entities. Fundamentally, the vessels in question have continued their regular operations – simply under new management. As a critical player in the chain of vessel management and the transport of Russian oil products, the company and its activities warrant closer scrutiny. We also find other, newly established Turkish companies operating oil products shadow tankers, although, for the moment, the number of vessels they manage and the amount of cargo they carry is limited: Cape Gemi Isletmeciligi As, Tokyo Gemi Isletmeciligi As, Global Tankers Ltd-Abb, Liya Shipping Ltd, Onn Denizcilik Ve Danismanlik, Crestwave Maritime Ltd, Oceanquest Maritime Ltd, Atria Denizcilik Ltd Sti, and Bluejourney Shipping Ltd.

The 41 tankers identified as the core shadow fleet for oil products play a critical role for Russia’s ability to circumvent the price cap. They accounted for 29% of the tonnage of all “regular” shadow tankers used in H1 2024. Of the 41 core fleet vessels, only two have been designated.

Losses and Additions of Tankers

The majority of tankers exiting the shadow fleet did so for reasons other than sanctions. We find that eight tankers identified as regular participants in the transport of Russian oil products in 2023 did not engage in such activities in 2024. Out of these, only two – the Hs Legend and Sensus – were sanctioned by the US.

For more information on the 8 vessels that exited the fleet, see Appendix Table 6.

While a small number of tankers exited the shadow fleet, Russia has also attracted new ones in 2024. We identified 103 new shadow tankers for the transport of oil products, which did not load Russian cargo throughout 2023, but have carried out at least one operation in 2024. A closer look at their usage shows, however, that only 18 of the 103 should be considered as “regular” participants in the trade, i.e., they transported Russian cargo in both quarters of H1 2024. As in the case of the crude oil shadow fleet, the new additions are similar to the pre-existing shadow fleet: they are all over 15 years old and, by definition, do not carry P&I insurance by the International Group (IG). However, unlike in the crude oil case, the new “regular” vessels can be grouped by their management into a small number of categories: six are operated by Turkish companies, four by Chinese ones, and three by entities from the Seychelles.

For more information on the 18 new “regular” vessels, see Appendix Table 7.

Among the Turkish managers, three entities stand out: Jolly Holding Corp, Ledri Shipping Co Ltd, Liya Shipping Ltd, and Oceanquest Maritime Ltd. These each operate a single tankers. Interestingly, the tankers managed by Jolly Holding Corp and Ledri Shipping Co Ltd were acquired from one Greek manager, Dynamic Shipmanagement Sa-Lib. It is important to recognize that the six Turkish tankers already loaded oil products in Russian ports in 2023 but carried International Group (IG) P&I insurance at the time and were, thus, not classified as parts of the shadow fleet. They have become part of it since by being stripped of their remaining restricted-services – e.g., spill insurance – relationships with G7/EU jurisdictions – the main channel that we identified in our June 2024 report “[Assessing Russia’s Shadow Fleet](#)”.

For more information on Turkish companies see the “Turkish managers” spreadsheet [here](#).

As far as the Seychelles are concerned, Blossom Bridge Corp, New Dawn Marine Corp, and Zenith Shipping Inc-Sey operate one tanker each as well. It is noteworthy that all three managers share the same legal address in an offshore zone: Suite 10, 3rd Floor, La Ciotat, Mont Fleuri, Mahe Island Seychelles. This address is found for a significant number of managers transporting both crude oil and refined oil products from Russia. In our view, all companies sharing this legal address require a thorough examination of their activities.

For more information on Seychelles-based companies see the “Seychelles managers” spreadsheet [here](#).

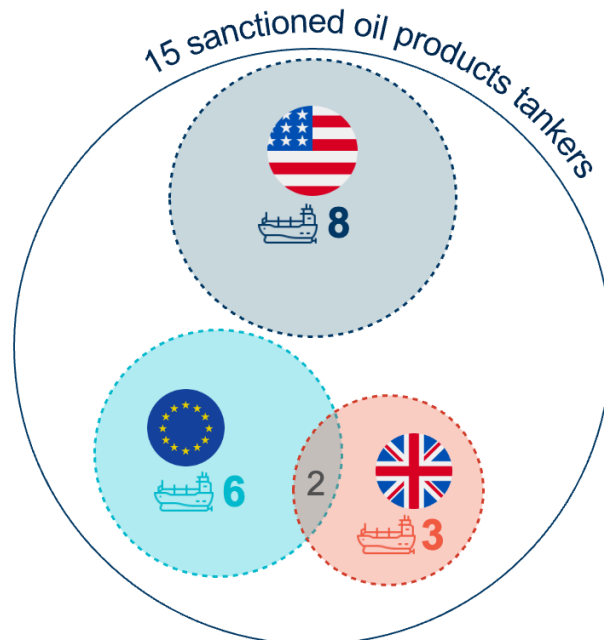
Substitution of Sanctioned Vessels

We again evaluate changes in Russia’s transport capacity, here for oil products. The 15 sanctioned vessels (see Figure 4) have a deadweight of only 0.69 million tons. At the same time as these were largely removed from commercial operations, 103 vessels with a total deadweight of 8.15 million tons carried Russian crude oil in 2024 while not having done so in 2023. We count 18 of these 103 as “regular” (total deadweight 0.98 million tons) but the remainder should be seen as spare capacity that could be used if needed. As for crude oil, we conclude that **current designations have not removed capacity from the market**. In addition, there are vessels that stopped carrying oil in 2024 (while having done so in 2023) for reasons other than sanctions and could be brought back. Their capacity is estimated at 7.84 million deadweight tons. Altogether, new capacity has replaced 96% of what was removed (8.53 million deadweight tons) due to sanctions or the exit of vessels from the shadow fleet for other reasons. This explains why the share of Russian oil products transported on mainstream fleet tankers has remained broadly stable between late 2023 and the first half of 2024.

For more information on the 15 sanctioned crude oil tankers, see Appendix Table 8.

Of the sanctioned tankers, four tankers are managed by UAE-based Fornax Ship Management and three by Indian Maritas Fleet Pvt Ltd. The situation with the latter is particularly intriguing as Maritas Fleet Pvt Ltd is the ISM manager of 12 tankers and also has the status ship/commercial manager for four of them. All of the tankers linked to this company were designated by the US on January 18, 2024.

Figure 4. Sanctioned shadow fleet oil products tankers



Source: KSE Institute

Appendix⁵

Appendix Table 1. Crude oil tankers identified as part of the core shadow fleet

(columns to the right indicate volumes in million barrels, in 2023-24)

Sanctions	IMO	Name	Build	DWT	Flag	Ship Manager	Registered Owner	ISM Manager	Q1	Q2	Q3	Q4	Q1	Q2	Total
-	9301380	Pavel Chernysh	2005	101,978	Panama	UAE. Stream Ship Management Fzco	UAE. Insania Shipping Hk Ltd	UAE. Stream Ship Management Fzco	2.8	2.8	2.8	2.1	2.1	1.9	14.5
-	9301407	Viktor Titov	2005	101,906	Panama	UAE. Stream Ship Management Fzco	UAE. Castellario Shipping Hk Ltd	UAE. Stream Ship Management Fzco	3.5	2.1	2.1	2.1	2.1	3.5	15.3
-	9301419	Yuri Senkevich	2005	101,876	Panama	UAE. Stream Ship Management Fzco	UAE. Comitana Shipping Hk Ltd	UAE. Stream Ship Management Fzco	2.8	2.8	2.8	2.8	2.8	2.7	16.7
-	9301421	Victor Konetsky	2005	102,025	Panama	UAE. Stream Ship Management Fzco	UAE. Vimena Shipping Hk Ltd	UAE. Stream Ship Management Fzco	3.4	3.4	3.4	2.7	2.7	2.0	17.6
-	9305568	Scf Baltica	2005	117,153	Gabon	UAE. Stream Ship Management Fzco	UAE. Ashbourne Navigation Ltd	UAE. Stream Ship Management Fzco	0.7	0.7	0.7	0.8	0.8	2.3	6.1
-	9311622	Vladimir Tikhonov	2006	162,362	Gabon	UAE. Stream Ship Management Fzco	UAE. Bassett Oceanway Ltd	UAE. Stream Ship Management Fzco	2.2	1.1	1.1	2.2	2.2	1.1	9.8
-	9316127	Aleksey Kosygin	2007	163,545	Gabon	UAE. Stream Ship Management Fzco	UAE. Angelic Seas Corp	UAE. Stream Ship Management Fzco	2.2	1.1	1.1	2.2	2.2	2.2	11.0
🇬🇧 13.06.24	9339325	Ns Laguna	2007	115,831	Gabon	UAE. Stream Ship Management Fzco	UAE. Ns Laguna Shipping Inc	UAE. Stream Ship Management Fzco	0.8	0.6	0.6	1.5	1.5	0.7	5.7
-	9341081	Ns Clipper	2006	109,908	Gabon	UAE. Stream Ship Management Fzco	UAE. Waterside Carriers Inc	UAE. Stream Ship Management Fzco	4.3	2.9	2.9	2.7	2.7	1.4	16.9
-	9354301	Zaliv Amerika	2008	104,535	Panama	UAE. Stream Ship Management Fzco	UAE. Myrtle Marine Inc	UAE. Stream Ship Management Fzco	0.7	1.4	1.4	0.7	0.7	0.7	5.6
-	9360128	Zaliv Baikal	2009	106,808	Panama	UAE. Stream Ship Management Fzco	UAE. Besento Shipping Hk Ltd	UAE. Stream Ship Management Fzco	2.1	2.1	2.1	1.4	1.4	2.1	11.2
-	9360130	Zaliv Vostok	2009	106,590	Panama	UAE. Stream Ship Management Fzco	UAE. Ivora Shipping Hk Ltd	UAE. Stream Ship Management Fzco	2.1	2.1	2.1	1.4	1.4	2.0	11.1
-	9412335	Ns Bora	2010	156,697	Gabon	UAE. Stream Ship Management Fzco	UAE. Ns Bora Shipping Inc	UAE. Stream Ship Management Fzco	1.0	2.1	2.1	2.1	2.1	1.0	10.4
🇺🇸 23.02.24	9412359	Belgorod	2010	156,694	Russia	UAE. Stream Ship Management Fzco	UAE. Ns Bravo Shipping Inc	Russia. Invest Fleet Ltd	1.0	1.0	1.0	1.0	1.0	1.0	6.2
-	9413547	Ns Arctic	2009	111,107	Gabon	UAE. Stream Ship Management Fzco	UAE. Ns Arctic Shipping Inc	UAE. Stream Ship Management Fzco	0.7	0.7	0.7	0.7	0.7	2.2	5.9
-	9413561	Ns Asia	2009	111,682	Gabon	UAE. Stream Ship Management Fzco	UAE. Ns Asia Shipping Inc	UAE. Stream Ship Management Fzco	4.5	3.0	3.0	4.5	4.5	3.0	22.5
-	9418494	Zaliv Aniva	2009	102,946	Panama	UAE. Stream Ship Management Fzco	UAE. Kandita Shipping Hk Ltd	UAE. Stream Ship Management Fzco	3.0	2.3	2.3	1.5	1.5	2.3	12.8
-	9421972	Scf Samotlor	2010	158,071	Gabon	UAE. Stream Ship Management Fzco	UAE. CHAMBER MARINE SA	UAE. Stream Ship Management Fzco	1.0	2.1	2.1	1.0	1.0	1.4	8.7

⁵ Columns on flags, ship/ISM management, and registered ownership show latest available information; changes may have occurred during analysis period.

-	9422445	Scf Surgut	2009	158,097	Gabon	UAE. Stream Ship Management Fzco	UAE. Gatson Shipping Ltd	UAE. Stream Ship Management Fzco	1.1	1.1	1.1	1.1	1.1	1.1	1.1	6.4
-	9422457	Scf Baikal	2010	158,097	Gabon	UAE. Stream Ship Management Fzco	UAE. Camber Shipping Inc	UAE. Stream Ship Management Fzco	1.1	1.1	1.1	1.1	1.1	1.1	1.1	6.7
-	9511387	Olympiysky Prospect	2010	113,905	Gabon	UAE. Stream Ship Management Fzco	UAE. Erdington Navigation Corp	UAE. Stream Ship Management Fzco	0.7	0.7	0.7	0.7	0.7	0.7	1.5	5.2
-	9511521	Moskovsky Prospect	2010	113,867	Gabon	UAE. Stream Ship Management Fzco	UAE. Sumerton Shipholding Inc	UAE. Stream Ship Management Fzco	1.5	1.5	1.5	0.8	0.8	1.5	7.4	
🇬🇧 18.07.24	9511533	Primorsky Prospect	2010	113,860	Gabon	UAE. Stream Ship Management Fzco	UAE. Shardlow Maritime Ltd	UAE. Stream Ship Management Fzco	1.4	0.7	0.7	0.7	0.7	1.5	5.8	
-	9610781	Nikolay Zuyev	2012	122,039	Gabon	UAE. Stream Ship Management Fzco	UAE. Kalsoy Shipping Ltd	UAE. Stream Ship Management Fzco	2.1	3.5	3.5	3.5	3.5	3.5	19.5	
🇬🇧 18.07.24	9826902	Korolev Prospect	2019	113,232	Gabon	UAE. Stream Ship Management Fzco	UAE. Kismet Ventures Ltd	UAE. Stream Ship Management Fzco	0.7	0.7	0.7	1.5	1.5	0.8	6.0	
-	9843560	Vernadsky Prospect	2019	113,310	Gabon	UAE. Stream Ship Management Fzco	UAE. Irma Corp	UAE. Stream Ship Management Fzco	1.5	1.5	1.5	0.7	0.7	3.8	9.7	
-	9901025	Vladimir Arsenyev	2022	124,999	Panama	UAE. Stream Ship Management Fzco	UAE. Majoria Shipping Hk Ltd	UAE. Stream Ship Management Fzco	2.6	4.2	4.2	2.3	2.3	3.8	19.4	
-	9901037	Nikolay Zadornov	2022	124,999	Panama	UAE. Stream Ship Management Fzco	UAE. Anchorstar Shipping Hk Ltd	UAE. Stream Ship Management Fzco	3.3	2.6	2.6	2.7	2.7	1.9	15.8	
-	9288693	Andaman Skies	2004	111,013	Cook islands	UAE. Alqutb Alshamali Marine Svcs	UAE. Durbeen Navigation Ltd	UAE. Alqutb Alshamali Marine Svcs	1.5	0.6	0.6	0.7	0.7	1.5	5.6	
🇪🇺 24.06.24	9331153	Galian 2	2007	114,795	Cook islands	UAE. Alqutb Alshamali Marine Svcs	UAE. Anandya Shipping Ltd	UAE. Alqutb Alshamali Marine Svcs	0.7	1.3	1.3	0.7	0.7	1.5	6.2	
-	9235713	Amber 6	2003	105,109	Panama	China. Sunne Co Ltd	China. Garden Domain Ltd	China. Sunne Co Ltd	1.5	0.7	0.7	2.2	2.2	3.7	11.2	
-	9321847	Emily S	2006	115,567	Panama	China. Sunne Co Ltd	China. Polly Robbin Ltd	China. Sunne Co Ltd	0.7	0.7	0.7	2.3	2.3	4.6	11.4	
-	9321976	Heidi A	2006	105,495	Panama	China. Sunne Co Ltd	China. Savannah Naia Ltd	China. Sunne Co Ltd	1.4	1.4	1.4	2.1	2.1	3.6	12.1	
-	9281891	Merope	2003	107,198	Panama	China. Shanghai Future Ship Mgmt Co	China. Lepus Sai Ltd	China. Shanghai Future Ship Mgmt Co	1.4	0.7	0.7	0.7	0.7	3.6	7.9	
-	9513139	Fjord Seal	2011	156,532	Panama	China. Prominent Shipmanagement Ltd	China. East Victory Ltd	China. Prominent Shipmanagement Ltd	1.0	2.1	2.1	1.7	1.7	0.7	9.4	
-	9346732	Huihai Pacific	2007	115,934	Panama	China. Hong Kong Hanyuan Shipping Co	China. Hong Kong Hanyuan Shipping Co	China. Supership Management Co Ltd	1.5	2.3	2.3	3.8	3.8	3.8	17.6	
-	9291250	Beks Star	2005	114,880	Guinea-Bissau	Turkey. Tokyo Gemi Isletmeciligi As	Turkey. Star Maritime & Trading Inc	Turkey. Tokyo Gemi Isletmeciligi As	2.0	0.7	0.7	2.3	2.3	3.1	11.2	
-	9265756	Life	2005	115,583	Barbados	Turkey. Sand Gemi Isletmeciligi As	Turkey. Sun Maritime & Trading Inc	Turkey. Sand Gemi Isletmeciligi As	3.1	3.1	3.1	1.5	1.5	1.4	13.7	
-	9321706	Mercury	2006	158,881	Gabon	Seychelles. Gessi Maritime Corp	Seychelles. Gessi Maritime Corp	UAE. Maple Maritime Solutions Fze	0.7	0.7	0.7	1.1	1.1	1.1	5.3	
-	9866380	Okeansky Prospect	2022	113,849	Russia	Russia. Sovcomflot	Russia. Scf Eco Ooo	Russia. Scf Tm Ltd	0.8	0.7	0.7	1.5	1.5	0.7	5.9	
-	9842188	Vladimir Vinogradov	2022	112,960	Russia	Russia. Rosneftflot Jsc	Russia. Rosneftflot Jsc	Russia. Rosneftflot Jsc	1.5	0.7	0.7	0.7	0.7	0.7	5.1	
🇺🇸 23.02.24	9411020	Bratsk	2009	156,572	Russia	Russia. Invest Fleet Ltd	UAE. Ns Burgas Shipping Inc	Russia. Invest Fleet Ltd	1.0	1.0	1.0	1.0	1.0	1.0	6.2	

-	9235725	Fuga Bluemarine	2003	105,109	Panama	Marshall Islands. Fuga Shipmanagement Sa	Marshall Islands. Fuga Shipmanagement Sa	Unknown. Unknown	0.7	1.5	1.5	0.7	0.7	0.7	5.9
-	9284116	Shah Ismayil Khatai	2005	13,470	Azerbaijan	Azerbaijan. Meridian Shipping & Management	Azerbaijan. Azerbaijan Caspian Shipping	Azerbaijan. Azerbaijan Caspian Shipping	0.1	0.1	0.1	0.6	0.6	0.3	1.9
-	9397676	Nasimi	2006	13,030	Azerbaijan	Azerbaijan. Azerbaijan Caspian Shipping	Azerbaijan. Olympus International Shipping	Azerbaijan. Azerbaijan Caspian Shipping	0.6	0.6	0.6	0.5	0.5	0.4	3.0

Source: Equasis, Kpler, KSE Institute

Appendix Table 2. Regular crude oil tankers that exited the shadow fleet in 2024

(columns to the right indicate volumes in million barrels, in 2023)

Sanctions	IMO	Name	Build	DWT	Flag	Ship Manager	Registered Owner	ISM Manager	Q1	Q2	Q3	Q4	Total
-	9310525	Ionia	2006	115,338	Gabon	Seychelles. Narus Maritime Corp	Seychelles. Narus Maritime Corp	India. Ark Seakonnnect Shipmanagment	0.8	0.7	0.7	1.5	3.7
-	9347231	Koroglu	2006	13,030	Azerbaijan	Azerbaijan. Meridian Shipping&Management	Azerbaijan. Azerbaijan Caspian Shipping	Azerbaijan. Azerbaijan Caspian Shipping	0.2	0.3	0.6	0.1	1.3
 24.06.24  23.02.24	9341067	Ns Captain	2006	110,120	Russia	Russia. Invest Fleet Ltd	Russia. Waterfront Tankers Inc	Russia. Invest Fleet Ltd	1.4	0.7	1.4	0.6	4.2
 01.12.23	9610810	Viktor Bakaev	2013	118,175	Russia	Russia.South Fleet Ltd	Russia.Stremoy Shipping Ltd	Russia.South Fleet Ltd	0.7	0.7	0.7	0.7	2.9
 18.01.24	9322839	Hs Atlantica	2006	114,895	Not Known	UAE. Kroeger Tankers Fze	UAE. Kroeger Tankers Fze	Unknown. Unknown	0.7	0.7	0.7	0.7	2.9
 18.01.24	9410894	Hs Esberg	2009	113,043	Not Known	Liberia. Hs Esberg Ltd	Liberia. Hs Esberg Ltd	India. Maritas Fleet Pvt Ltd	1.5	3.8	3.8	3.0	12.0
 23.02.24	9339313	Ns Lion	2007	115,831	Russia	Russia. Invest Fleet Ltd	Russia. Invest Fleet Ltd	Russia. Invest Fleet Ltd	0.6	0.6	0.6	0.6	2.4
 23.02.24	9341093	Ns Consul	2006	109,716	Russia	Russia. Invest Fleet Ltd	Russia. Waterscape Carriers Inc	Russia. Invest Fleet Ltd	0.7	1.3	1.3	0.7	4.1
 23.02.24	9413559	Ns Antarctic	2009	111,107	Russia	Russia. Invest Fleet Ltd	UAE. Ns Antarctic Shipping Inc	Russia. Invest Fleet Ltd	0.7	1.5	0.7	0.7	3.7

Source: Equasis, Kpler, KSE Institute

Appendix Table 3. Regular crude oil tankers that entered the shadow fleet in 2024

(columns to the right indicate volumes in million barrels, in 2024)

IMO	Name	Build	DWT	Flag	Ship Manager	Registered Owner	ISM Manager	Q1	Q2
9232931	Narcissus	2003	159,385	Panama	China. Taihong Shipping Ltd	China. Taihong Shipping Ltd	China. Delta Ships Management Ltd	0.7	0.7
9247780	Turaco	2003	104,999	Panama	China. Sino Ship Management Co Ltd	China. Rosemonde Co Ltd	China. Sino Ship Management Co Ltd	0.7	2.1
9247792	Lalique	2003	106,395	Panama	China. Qingdao Huitong Shipping Co	China. Lalique Co Ltd	China. Qingdao Huitong Shipping Co	1.4	1.3
9236004	Katiuska	2002	149,989	Panama	China. Katiuska Marine Ltd	China. Katiuska Marine Ltd	China. Ocean Dolphin Ship Management	1.0	2.0
9389679	Lieto	2008	113,004	Cook islands	Seychelles. Flaming Star Corp	Seychelles. Flaming Star Corp	Moldova. Bpc Shipmanagement Srl	0.7	0.7
9299769	Aquatica	2005	106,061	Cook islands	Seychelles. Celestial Star Corp	Seychelles. Celestial Star Corp	Moldova. Sal Shipmangement Srl	0.6	0.6
9282493	Vaigai*	2005	113,782	Panama	UAE. Algae Ship Charter Fzco	UAE. Gomti Lines Inc	UAE. Wanta Shipping Llc-Fz	0.7	0.7
9308077	Tyche 1	2006	150,980	Panama	Turkey. Westanker Ltd	Turkey. Silver Trevally Inc	Unknown	1.0	1.0
9283241	DIGNITY (prev. Eurodignity)	2004	159,426	Russia	Russia. Argo Tanker Group Llc	Russia. Argo Tanker Group Llc	Russia. Argo Tanker Group Llc	1.1	1.1
9283291	Tiburon	2005	109,571	Cook islands	Moldova. Adel Ship Management Srl	Moldova. Black Pearl Marine Ltd	Moldova. Adel Ship Management Srl	0.6	2.0
9319703	Great Jacombo	2008	109,672	Gabon	Mauritius. Davao Shipping Inc	Mauritius. Davao Shipping Inc	India. Orion Ship Management	0.7	0.7
9233765	Aulis	2003	159,999	Panama	Marshall Islands. Noblefu Co Ltd	Marshall Islands. Noblefu Co Ltd	China. Qingdao Maiyang Shipping Co	0.7	1.0
9293155	Junia	2005	106,062	Panama	India. Eastern Euro Ship Management	India. Altima Inc	India. Eastern Euro Ship Management	0.7	0.7
9338905	Aegean Power	2007	115,754	Gabon	India. Anemone Marine Inc	India. Anemone Marine Inc	India. Akkrum Ship Management	1.5	0.7
9232929	Cape Bella V	2002	159,385	Antigua and Barbuda	Antigua and Barbuda. Seaserenity Shipping Ltd	Antigua and Barbuda. Seaserenity Shipping Ltd	Unknown	1.1	1.1

*Vaigai (IMO: 9282493) - Tanker received insurance with International Group of P&I Clubs (American Club) on June 25, 2024





















Some of the tankers had also transported Russian cargo in 2023, but did so only through STS (ship-to-ship) operations. For our definition of the involvement in the Russian oil trade, we focus only on vessels that physically entered Russian ports. This approach was chosen over one including STS operations as cargo transfer and conditions of the transport can be opaque in such cases.








Source: Equasis, Kpler, KSE Institute

Appendix Table 4. Sanctioned crude oil tankers

(columns to the right indicate volumes in million barrels, in 2023)

Sanctions	IMO	Name	Build	DWT	Fag	Ship Manager	Registered Owner	ISM Manager	Q1	Q2	Q3	Q4	Total
18.01.24	9259599	Hai li	2003	105,611	Not Known	India.Maritas Fleet Pvt Ltd	India.Hs Hai li Ltd	India.Maritas Fleet Pvt Ltd	0.7	2.8	1.4	-	5.0
24.06.24 13.06.24	9144782	Robon	1997	106,547	Cameroon	Kazakhstan. Technav Shipmanagement Corp	Kazakhstan. Crystal Crest Corp	Kazakhstan. Technav Shipmanagement Corp	0.7	-	-	-	0.7
18.01.24	9322267	Sahara*	2007	306,431	Not Known	Liberia. Hs Nellis Ltd	Liberia. Hs Nellis Ltd	Unknown	-	-	-	-	-
18.01.24	9381732	Hs Buraq	2008	112,521	Not Known	Liberia.Hs Buraq Ltd	Liberia.Hs Buraq Ltd	India.Maritas Fleet Pvt Ltd	-	-	2.3	0.7	3.0
18.01.24	9410894	Hs Esberg	2009	113,043	Not Known	Liberia.Hs Esberg Ltd	Liberia.Hs Esberg Ltd	India.Maritas Fleet Pvt Ltd	1.5	3.8	3.8	3.0	12.0
18.01.24	9410870	Hs Everett	2008	113,010	Not Known	Liberia.Hs Everett Ltd	Liberia.Hs Everett Ltd	India.Maritas Fleet Pvt Ltd	-	-	0.7	0.7	1.5
18.01.24	9249087	Hs Glory	2005	166,739	Not Known	Liberia.Hs Glory Ltd	Liberia.Hs Glory Ltd	India.Maritas Fleet Pvt Ltd	1.1	-	-	-	1.1
18.01.24	9274616	La Pride	2004	114,500	Not Known	Liberia.Hs La Pride Ltd	Liberia.Hs La Pride Ltd	India.Maritas Fleet Pvt Ltd	1.9	1.4	1.5	-	4.8
18.01.24	9381744	Hs Legend**	2008	112,511	Not Known	Liberia.Hs Legend Ltd	Liberia.Hs Legend Ltd	India.Maritas Fleet Pvt Ltd	-	-	-	-	-
18.01.24	9274446	Hs Star	2004	159,083	Not Known	Liberia.Hs Star Ltd	Liberia.Hs Star Ltd	India.Maritas Fleet Pvt Ltd	1.1	1.1	-	-	2.1
24.06.24 23.02.24	9270529	Krymsk	2003	115,663	Russia	Russia. Invest Fleet Ltd	Russia. Krymsk Shipping Inc	Russia. Invest Fleet Ltd	0.7	-	-	-	0.7
24.06.24 23.02.24	9312896	Krasnoyarsk	2007	109,919	Russia	Russia. Invest Fleet Ltd	Russia. Niva Transport Sa	Russia. Invest Fleet Ltd	-	1.3	0.7	1.4	3.5
24.06.24 23.02.24	9341067	Kaliningrad	2006	110,120	Russia	Russia. Invest Fleet Ltd	Russia. Waterfront Tankers Inc	Russia. Invest Fleet Ltd	1.4	0.7	1.4	0.6	4.2
08.02.24	9339301	Ns Leader	2007	115,857	Russia	Russia.Invest Fleet Ltd	Russia.Ns Leader Shipping Inc	Russia.Invest Fleet Ltd	-	1.5	0.7	1.5	3.7
16.01.24	9306782	Kareliya	2006	105,784	Russia	Russia.Invest Fleet Ltd	Russia.Gallion Navigation Inc	Russia.Invest Fleet Ltd	0.7	0.7	-	-	1.4
23.02.24	9339313	Ns Lion	2007	115,831	Russia	Russia.Invest Fleet Ltd	Russia.Invest Fleet Ltd	Russia.Invest Fleet Ltd	0.6	0.6	0.6	0.6	2.4
23.02.24	9411020	Bratsk	2009	156,572	Russia	Russia.Invest Fleet Ltd	UAE.Ns Burgas Shipping Inc	Russia.Invest Fleet Ltd	1.0	1.0	1.0	1.0	4.2

	23.02.24	9413559	Antarktika	2009	111,107	Russia	Russia.Invest Fleet Ltd	UAE.Ns Antarctic Shipping Inc	Russia.Invest Fleet Ltd	0.7	1.5	0.7	0.7	3.7
	01.12.23	9610810	Viktor Bakaev	2013	118,175	Russia	Russia.South Fleet Ltd	Russia.Streymoy Shipping Ltd	Russia.South Fleet Ltd	0.7	0.7	0.7	0.7	2.9
	12.10.24	9421960	Scf Primorye	2009	158,070	Russia	Russia.South Fleet Ltd	Russia.South Fleet Ltd	Russia.South Fleet Ltd	1.0	1.7	0.7	-	3.5
	16.01.24	9256066	Ligovsky Prospect	2003	114,640	Russia	Russia.South Fleet Ltd	Russia.South Fleet Ltd	Russia.South Fleet Ltd	0.7	-	-	-	0.7
	23.02.24	9249128	Sakhalin Island	2004	108,078	Russia	Russia.South Fleet Ltd	Russia.South Fleet Ltd	Russia.South Fleet Ltd	2.1	-	0.7	-	2.8
	23.02.24	9256054	Nevskiy Prospect	2003	114,598	Russia	Russia.South Fleet Ltd	Russia.Universal Navigation Co Ltd	Russia.South Fleet Ltd	1.5	0.7	0.7	-	2.9
	23.02.24	9256078	Liteyny Prospect	2003	114,546	Russia	Russia.South Fleet Ltd	Russia.Oriental Carriers Co	Russia.South Fleet Ltd	0.7	1.5	0.7	-	2.9
	23.02.24	9610793	Georgy Maslov	2012	122,018	Russia	Russia.South Fleet Ltd	Russia.South Fleet Ltd	Russia.South Fleet Ltd	0.6	1.4	0.7	1.1	3.7
	24.06.24	9402471	Andromeda Star	2009	115,605	Panama	Seychelles. Algae Marine Inc	Seychelles. Algae Marine Inc	India. Margao Marine Solutions Opch	-	-	-	0.7	0.7
	18.07.24	9286657	Dynamik Trader	2005	149,993	Gabon	UAE. Almuhit Alhadi Marine Services	UAE. Sabun Marine Ltd	UAE. Almuhit Alhadi Marine Services	-	-	1.0	-	1.0
	18.07.24	9296391	Fighter Two	2006	146,427	Cook islands	UAE. Almuhit Alhadi Marine Services	UAE. Zorona Shipping Ltd	UAE. Almuhit Alhadi Marine Services	-	-	1.0	1.0	1.9
	24.06.24	9331141	Vela Rain	2006	114,858	Cook islands	UAE. Alqutb Alshamali Marine Srvs	UAE. Shivshai Marine Ltd	UAE. Alqutb Alshamali Marine Srvs	-	0.7	0.7	1.5	2.9
	24.06.24	9331153	Galian 2	2007	114,795	Cook islands	UAE. Alqutb Alshamali Marine Srvs	UAE. Anandya Shipping Ltd	UAE. Alqutb Alshamali Marine Srvs	0.7	1.3	0.7	1.5	4.2
	18.07.24	9288899	Rocky Runner	2005	159,342	Cook islands	UAE. Breath Shipping Services Llc	UAE. Thanda Pacific Ltd	UAE. Breath Shipping Services Llc	-	2.1	-	1.1	3.2
	24.06.24	9259185	Hebe	2002	107,144	Not Known	UAE. Oceanlink Maritime Dmcc	UAE. Loire Shipping Inc	Unknown	-	-	0.7	-	0.7
	04.04.24													
	24.06.24	9394935	Ocean AMZ	2008	112,969	Cook islands	UAE. One Moon Marine Services Llc	UAE. Gimbal Marine Ltd	UAE. One Moon Marine Services Llc	-	-	0.7	0.6	1.4
	13.06.24													
	24.06.24	9339337	NS Lotus	2008	115,849	Gabon	UAE. Stream Ship Management Fzco	UAE. Ns Lotus Shipping Inc	UAE. Stream Ship Management Fzco	-	-	1.5	0.7	2.2
	18.07.24													

 24.06.24	9312884	Kemerovo	2007	109,809	Russia	UAE. Stream Ship Management Fzco	UAE. Sigma Navigation Corp	UAE. Stream Ship Management Fzco	1.4	-	-	0.7	2.2
 23.02.24													
 13.06.24	9339325	NS Laguna	2007	115,831	Gabon	UAE. Stream Ship Management Fzco	UAE. Ns Laguna Shipping Inc	UAE. Stream Ship Management Fzco	0.8	0.6	1.5	0.7	3.6
 18.07.24	9306794	Ns Commander	2006	109,987	Gabon	UAE. Stream Ship Management Fzco	UAE. Astrea Shipping Ltd	UAE. Stream Ship Management Fzco	-	1.3	1.4	-	2.8
 18.07.24	9354313	Zaliv Amurskiy	2008	104,542	Panama	UAE. Stream Ship Management Fzco	UAE. Buxus Seaway Ltd	UAE. Stream Ship Management Fzco	-	2.8	0.7	0.7	4.2
 18.07.24	9292204	Adygeya	2005	105,927	Gabon	UAE. Stream Ship Management Fzco	UAE. Homeport Tankers Sa	UAE. Stream Ship Management Fzco	1.4	-	-	-	1.4
 18.07.24	9826902	Korolev Prospect	2019	113,232	Gabon	UAE. Stream Ship Management Fzco	UAE. Kismet Ventures Ltd	UAE. Stream Ship Management Fzco	0.7	0.7	1.5	0.8	3.7
 18.07.24	9511533	Primorsky Prospect	2010	113,860	Gabon	UAE. Stream Ship Management Fzco	UAE. Shardlow Maritime Ltd	UAE. Stream Ship Management Fzco	1.4	0.7	0.7	1.5	4.3
 18.01.24	9412995	Kruger	2009	105,355	Not Known	UAE.Hemsworth Logistics Fze	UAE.Hemsworth Logistics Fze	Unknown	-	0.7	-	-	0.7
 18.01.24	9322839	Avril	2006	114,895	Not Known	UAE. Kroeger Tankers Fze	UAE.Kroeger Tankers Fze	Unknown	0.7	0.7	0.7	0.7	2.9
 18.01.24	9322827	Pictor	2006	114,849	Not Known	UAE.Lambda Transport Consultancy	UAE.Lambda Transport Consultancy	Unknown	-	-	-	0.7	0.7
 01.12.23	9299719	Kotlas	2005	110,043	Russia	UAE.Oil Tankers Scf Mgmt Fzco	UAE.Sterling Shipping Inc	Russia.Invest Fleet Ltd	-	1.4	0.7	-	2.1
 16.01.24	9258002	Kazan	2003	115,727	Russia	UAE.Oil Tankers Scf Mgmt Fzco	UAE.Kazan Shipping Inc	UAE.Oil Tankers Scf Mgmt Fzco	0.7	0.6	-	-	1.4
 23.02.24	9610808	Anatoly Kolodkin	2013	118,316	Russia	UAE.Oil Tankers Scf Mgmt Fzco	UAE.Sandoy Shipping Ltd	Russia.South Fleet Ltd	0.7	0.7	0.7	0.7	2.9
 23.02.24	9341093	Ns Consul	2006	109,716	Russia	UAE.Stream Ship Management Fzco	UAE.Waterscape Carriers Inc	Russia.Invest Fleet Ltd	0.7	1.3	1.3	0.7	4.1
 23.02.24	9412359	Belgorod	2010	156,694	Russia	UAE.Stream Ship Management Fzco	UAE.Ns Bravo Shipping Inc	UAE.Stream Ship Management Fzco	1.0	1.0	1.0	1.0	4.2

*Sahara (IMO: 9322267) - The tanker transported Russian crude oil only with the help of STS operations, without actually entering Russian ports.

**HS Legend (IMO: 9381744) - The tanker, classified as a crude oil tanker, was carrying Russian oil products.

Source: Equasis, Kpler, KSE Institute

Appendix Table 5. Oil products tankers identified as part of the core shadow fleet

(columns to the right indicate volumes in million barrels, in 2023-24)


Sanctions	IMO	Name	Build	DWT	Flag	Ship Manager	Registered Owner	ISM Manager	Q1	Q2	Q3	Q4	Q1	Q2	Total
-	9353096	Zeynep	2008	37,297	Gabon	UAE. Seapulse Innovations Fze	UAE. Seapulse Innovations Fze	India. Gaurik Ship Management	0.3	0.5	0.5	0.3	0.3	0.5	2.4
-	9248801	Atacama	2003	40,039	Panama	UAE. Oceancraft Holdings Ltd	UAE. Oceancraft Holdings Ltd	Turkey. Unic Tanker Gemi Isletmeciligi	0.9	0.2	0.7	0.6	0.9	0.7	4.0
-	9655470	Svl Unity	2013	7,023	Palau	UAE. Marisafe Technologies Fze	UAE. Marisafe Technologies Fze	UAE. Xela Maritime Shipping Dmcc	0.0	0.0	0.0	0.0	0.0	0.0	0.2
-	9353125	Nargis	2008	37,296	Gabon	UAE. Hudson Harbor Logistics Ltd	UAE. Hudson Harbor Logistics Ltd	India. Gaurik Ship Management	0.2	1.7	0.2	0.9	1.0	0.2	4.1
-	9276030	Elbrus	2004	46,655	Gabon	UAE. Fornax Ship Management	UAE. Cora Navigation Ltd	Fornax Ship Management	0.8	0.4	0.7	0.5	0.2	0.2	2.8
-	9292060	Tavrishesky Bridge	2006	46,697	Gabon	UAE. Fornax Ship Management	UAE. Edgerton Shipping Ltd	Fornax Ship Management	0.2	0.6	0.6	0.6	0.3	0.3	2.7
-	9309588	Ns Stella	2005	47,197	Gabon	UAE. Fornax Ship Management	UAE. Millwood Shipping Nav Sa	Fornax Ship Management	0.4	0.5	0.1	0.8	0.3	0.8	3.0
🇪🇺 24.06.24	9318541	Ns Stream	2006	46,941	Gabon	UAE. Fornax Ship Management	UAE. Wasp Navigation Co	Fornax Ship Management	0.5	0.3	0.3	0.4	0.3	0.3	2.2
-	9322968	Ns Power	2006	40,161	Gabon	UAE. Fornax Ship Management	UAE. Watercourse Maritime Inc	Fornax Ship Management	0.9	0.7	0.4	0.4	0.8	0.6	3.9
-	9333400	Scf Neva	2006	47,125	Gabon	UAE. Fornax Ship Management	UAE. Kenjimi Transports Inc	Fornax Ship Management	0.4	0.5	0.5	0.5	0.3	0.5	2.7
🇪🇺 24.06.24 🇬🇧 18.07.24	9333436	Scf Amur	2007	47,095	Gabon	UAE. Fornax Ship Management	UAE. Carrier Tanker Inc	Fornax Ship Management	0.5	0.4	0.8	0.3	0.2	0.3	2.5
-	9382798	Transsib Bridge	2008	46,564	Gabon	UAE. Fornax Ship Management	UAE. Hargate Marine Inc	Fornax Ship Management	1.0	0.3	1.1	1.0	0.6	0.3	4.3
-	9397535	Scf Irtysh	2009	50,975	Gabon	UAE. Fornax Ship Management	UAE. Skyler Sa	Fornax Ship Management	0.7	0.3	0.3	0.9	0.3	0.3	2.9
-	9397547	Scf Anadyr	2008	50,973	Gabon	UAE. Fornax Ship Management	UAE. Mist Maritime Inc	Fornax Ship Management	0.4	0.4	0.4	0.4	0.4	0.4	2.1
-	9577082	Scf Prime	2011	74,581	Gabon	UAE. Fornax Ship Management	UAE. Rozel Shipping Ltd	Fornax Ship Management	0.5	0.5	0.2	0.8	0.5	0.2	2.8
-	9289518	Phonix Way	2005	53,095	Cook islands	UAE. Breath Shipping Services Llc	UAE. Mando Shipping Ltd	Fornax Ship Management	0.2	0.4	0.6	0.4	0.7	0.4	2.6
-	9248796	Beks World	2003	39,975	Guinea-Bissau	Turkey. Tokyo Gemi Isletmeciligi As	Turkey. World Maritime & Trading Inc	Turkey. Tokyo Gemi Isletmeciligi As	0.6	0.8	1.1	0.6	1.0	0.8	4.8
-	9263203	Beks Lina	2004	40,002	Guinea-Bissau	Turkey. Sand Gemi Isletmeciligi As	Turkey. Lina Maritime & Trading Inc	Turkey. Sand Gemi Isletmeciligi As	0.8	1.1	0.8	1.1	0.7	0.5	5.1
-	9308132	Beks Ebru	2006	49,911	Guinea-Bissau	Turkey. Sand Gemi Isletmeciligi As	Turkey. Dolphin Maritime & Trading-Mai	Turkey. Sand Gemi Isletmeciligi As	0.6	0.3	0.7	0.3	1.3	0.7	3.9
-	9337327	Beks T Rex	2006	50,548	Panama	Turkey. Sand Gemi Isletmeciligi As	Turkey. T Rex Maritime & Trading Inc	Turkey. Sand Gemi Isletmeciligi As	0.5	0.6	0.6	0.3	0.3	0.2	2.5
-	9356751	Beks Fenix	2007	49,933	Guinea-Bissau	Turkey. Sand Gemi Isletmeciligi As	Turkey. Coleus Maritime & Trading Inc	Turkey. Sand Gemi Isletmeciligi As	0.7	0.9	0.3	0.3	0.3	0.2	2.8

-	9263186	Beks Blue	2004	40,012	Guinea-Bissau	Turkey. Cape Gemi Isletmeciligi As	Turkey. Coleus Maritime & Trading Inc	Turkey. Cape Gemi Isletmeciligi As	1.1	1.1	0.8	0.4	0.6	0.5	4.5
-	9292589	Beks Arda	2005	50,346	Panama	Turkey. Cape Gemi Isletmeciligi As	Turkey. Arda Maritime & Trading Inc	Turkey. Cape Gemi Isletmeciligi As	0.3	0.7	0.3	0.7	1.0	0.7	3.8
-	9265885	Sea Maverick	2004	46,195	Palau	Seychelles. Prime Choice Navigation Ltd	Seychelles. Prime Choice Navigation Ltd	Moldova. Mrk Shipmanagement Srl	0.2	0.3	0.5	0.6	0.3	0.3	2.2
-	9290921	Beast	2005	47,120	Palau	Seychelles. Ocean Voyage Corp	Seychelles. Ocean Voyage Corp	Moldova. Mrk Shipmanagement Srl	0.3	0.1	0.5	0.3	0.3	0.7	2.3
-	9294123	Leonidas I	2006	43,158	Cook islands	Seychelles. Jizan Maritime Inc	Seychelles. Jizan Maritime Inc	India. Rocksalt Shipmanagement Srvs	0.6	0.5	1.4	0.4	0.1	0.8	3.9
-	9683726	Dmitry Pokrovsky	2014	6,980	Russia	Russia. Volgotrans Llc	Russia. Volgotrans Llc	Russia. Volgotrans Llc	0.1	0.1	0.1	0.3	0.2	0.2	1.0
-	9105140	Taimyr	1996	17,095	Russia	Russia. Trinity Shipping Llc-Rus	Russia. Trinity Shipping Llc-Rus	Russia. Trinity Shipping Llc-Rus	0.1	0.4	0.2	0.0	0.3	0.1	1.1
-	9171175	Cilicia	2000	19,740	Russia	Russia. Rp-Shipping Llc	Russia. Rp-Shipping Llc	Russia. Rp-Shipping Llc	0.6	0.4	0.1	0.3	0.3	0.5	2.1
-	9749154	Kupava	2017	6,602	Russia	Russia. Middle Volga Shipping Co	Russia. Middle Volga Shipping Co	Russia. Middle Volga Shipping Co	0.0	0.0	0.1	0.0	0.1	0.0	0.2
-	9640516	Vf Tanker-3	2012	7,004	Russia	Russia. Investnefttrade Llc	Russia. Investnefttrade Llc	Russia. Investnefttrade Llc	0.0	0.2	0.2	0.2	0.2	0.1	1.0
-	9640528	Vf Tanker-4	2012	7,031	Russia	Russia. Investnefttrade Llc	Russia. Investnefttrade Llc	Russia. Investnefttrade Llc	0.0	0.1	0.2	0.1	0.1	0.2	0.7
-	9435363	Volga River	2008	7,074	Russia	Russia. Eneya Llc	Russia. Sbk Dolina Llc	Russia. Eneya Llc	0.1	0.0	0.0	0.1	0.2	0.1	0.5
-	9435375	Irtys River	2009	7,008	Russia	Russia. Eneya Llc	Russia. Sbk Dolina Llc	Russia. Eneya Llc	0.0	0.2	0.1	0.2	0.0	0.0	0.6
-	9360415	Kallos	2007	40,009	Panama	Mauritius. Tigwa Shipping Inc	Mauritius. Tigwa Shipping Inc	India. Caishan Ship Management	0.2	0.4	0.7	0.4	0.3	0.6	2.7
-	9327372	Zelda	2006	37,105	Gabon	Mauritius. Agusan Shipping Inc	Mauritius. Agusan Shipping Inc	India. Ark Seakonnct Shipmanagment	0.5	0.3	0.5	0.7	0.7	0.2	2.8
-	9290517	Horai	2005	40,000	Gabon	Marshall Islands. Hai Shipping & Marine Inc	Marshall Islands. Hai Shipping & Marine Inc	India. Caishan Ship Management	0.3	0.2	0.2	0.6	0.3	0.3	1.9
-	9282986	Atlanticos	2004	37,106	Russia	Kyrgyzstan. Munai Invest Llc	Kyrgyzstan. Munai Invest Llc	Russia. Trinity Shipping Llc-Rus	0.7	0.9	0.6	0.6	1.0	0.9	4.7
-	9288930	Pacificos	2004	37,178	Russia	Kyrgyzstan. Munai Invest Llc	Kyrgyzstan. Munai Invest Llc	Russia. Trinity Shipping Llc-Rus	0.4	0.7	0.5	0.9	0.9	0.6	4.1
-	9255830	Sea Marine 1	2003	37,462	Vietnam	China. Farivaship Hk Ltd	China. Farivaship Hk Ltd	India. Loadline Ship Management Pvt	0.4	0.7	0.2	0.4	0.7	0.6	3.1
-	9258882	Legend	2003	114,809	Vietnam	Vietnam. Venus Gas Co Ltd	Vietnam. Venus Gas Co Ltd	Unknown. Unknown	0.6	1.3	0.7	0.3	0.5	0.6	3.9

Source: Equasis, Kpler, KSE Institute

Appendix Table 6. Regular oil products tankers that exited the shadow fleet in 2024

(columns to the right indicate volumes in million barrels, in 2023)

Sanctions	IMO	Name	Build	DWT	Flag	Ship Manager	Registered Owner	ISM Manager	Q1	Q2	Q3	Q4	Total
-	9266750	Magic Lady*	2004	70,426	Liberia	Marshall Islands. Fist Management Ltd	Marshall Islands. Fist Management Ltd	Unknown	0.1	0.5	0.8	1.1	2.5
 18.01.24	9296585	Sensus	2005	45,896	Not Known	India. Maritas Fleet Pvt Ltd	India. Hs Sensus Ltd	India. Maritas Fleet Pvt Ltd	0.8	0.5	0.2	0.5	1.9
-	9299123	Sofia K	2005	65,125	Panama	India. Farasan Maritime Inc	India. Farasan Maritime Inc	Unknown. Unknown	0.5	0.4	0.5	0.5	1.7
-	9299862	Irbis	2006	37,330	Gabon	Mauritius. Ragang Shipping Inc	Mauritius. Ragang Shipping Inc	India. Plutos Ship Management	0.5	0.5	0.7	0.5	2.3
-	9314894	Mythos	2006	39,378	Gabon	UAE. Caspianwave Logistics Ltd	UAE. Caspianwave Logistics Ltd	India. Bixia Ship Management	0.3	0.3	0.7	1.0	2.2
 18.01.24	9381744	Hs Legend	2008	112,511	Not Known	Liberia. Hs Legend Ltd	Liberia. Hs Legend Ltd	India. Maritas Fleet Pvt Ltd	0.8	1.3	1.2	0.7	3.9
-	9640566	Vf Tanker-8	2012	7,017	Russia	Russia. Investnefttrade Llc	Russia. Investnefttrade Llc	Russia. Investnefttrade Llc	0.1	0.1	0.2	0.0	0.4
-	9645023	Vf Tanker-13	2012	7,026	Russia	Russia. Ilya Muromets Jsc	Russia. Ilya Muromets Jsc	Russia. Ilya Muromets Jsc	0.1	0.1	0.1	0.1	0.3

*Tanker Magic Lady (IMO: 9266750) was insured with the International P&I Club Group (West of England) on 19 July 2024.

Source: Equasis, Kpler, KSE Institute

Appendix Table 7. Regular oil products tankers that entered the shadow fleet in 2024

(columns to the right indicate volumes in million barrels, in 2024)

IMO	Name	Build	DWT	Flag	Ship Manager	Registered Owner	ISM Manager	Q1	Q2
9222560	Cheetah li	2000	47,131	Panama	Turkey. Exxen Ship Management Co	Turkey. Trident Modesty Ltd	Turkey. Exxen Ship Management Co	0.4	0.2
9234501	Sealion I	2002	45,467	Panama	Turkey. Exxen Ship Management Co	Turkey. Trident Trinity Ltd	Turkey. Exxen Ship Management Co	0.3	0.5
9302126	Rainbow	2005	36,990	Antigua&Barbuda	Turkey. Jolly Holding Corp	Turkey. Oceanicorbit Ventures Ltd	Turkey. Jolly Holding Corp	0.3	0.3
9293959	Fotuo	2006	40,158	Liberia	Turkey. Ledri Shipping Co Ltd	Turkey. Ledri Shipping Co Ltd	Turkey. Ledri Shipping Co Ltd	0.3	0.6
9269257	Lara li	2004	73,495	Antigua&Barbuda	Turkey. Liya Shipping Ltd	Turkey. Maritimemomentum Ltd	Turkey. Liya Shipping Ltd	0.5	0.5
9279719	Sea Helios	2004	45,948	Antigua&Barbuda	Turkey. Oceanquest Maritime Ltd	Turkey. Oceanquest Maritime Ltd	Turkey. Oceanquest Maritime Ltd	0.3	0.3
9346873	Mare Oriens	2008	110,295	Panama	China. Octans Dorne Ltd	China. Octans Dorne Ltd	China. Degonia Co Ltd	0.7	0.6
9328132	Sino Prosperity	2006	53,160	Panama	China. Qingdao Runze Shipping Co Ltd	China. Xiang He Shipping Co Ltd	China. Qingdao Runze Shipping Co Ltd	0.4	0.3
9375575	Sino Faith*	2008	53,143	Panama	China. Qingdao Runze Shipping Co Ltd	China. Hengan Steamship Co Ltd	China. Qingdao Runze Shipping Co Ltd	0.3	0.4
9350850	Sino Source*	2006	50,890	Panama	China. Tian He Shipping Co Ltd	China. Tian He Shipping Co Ltd	China. Qingdao Huiming Shipping	0.4	0.3
9284726	Bonifacy	2004	45,898	Palau	Seychelles. Blossom Bridge Corp	Seychelles. Blossom Bridge Corp	Moldova. Surt Ship Management Srl	0.6	0.3
9278064	Saga	2004	51,319	Cook islands	Seychelles. New Dawn Marine Corp	Seychelles. New Dawn Marine Corp	Unknown	0.4	0.4
9274800	Yangtze	2004	114,549	Gabon	Seychelles. Zenith Shipping Inc-Sey	Seychelles. Zenith Shipping Inc-Sey	India. Bravo Marine Pvt Ltd	1.3	0.7
9318022	Charminar	2006	50,922	Panama	UAE. Algae Ship Charter Fzco	UAE. Charminar Lines Inc	UAE. Wanta Shipping Llc-Fz	0.4	0.4
9374844	Norstar Invictus	2007	73,611	Cook islands	UAE. Fidelity Global Dmcc	UAE. Fidelity Global Dmcc	India. Peninsular Maritime India Pvt	0.5	0.5
9270749	Gauri	2004	47,999	Barbados	Marshall Islands. Gauri Shipping Inc	Marshall Islands. Gauri Shipping Inc	UAE. Trishulin Middle East Ship	0.3	0.2
9261657	Shandong Zihe	2004	40,059	Cook islands	Moldova. Surt Ship Management Srl	Moldova. Marinequest Corp	Moldova. Surt Ship Management Srl	0.5	0.2
9035541	Marshal Tukhachevskiy	1997	5,250	Russia	Russia. Traveler Shipping Ltd	Russia. Traveler Shipping Ltd	Russia. Traveler Shipping Ltd	0.02	0.02

*The tankers Sino Faith (IMO: 9375575), Sino Source (IMO: 9350850) were insured with the International P&I Club Group (The London Club) on 18 and 8 July 2024, respectively.

Source: Equasis, Kpler, KSE Institute

Appendix Table 8. Sanctioned oil products tankers

(columns to the right indicate volumes in million barrels, in 2023)

Sanctions	IMO	Name	Build	DWT	Flag	Ship Manager	Registered Owner	ISM Manager	Q1	Q2	Q3	Q4	Total
18.01.24	9296585	Sensus	2005	45,896	Not Known	India.Maritas Fleet Pvt Ltd	India.Hs Sensus Ltd	India.Maritas Fleet Pvt Ltd	0.8	0.4	0.2	0.4	1.9
18.01.24	9301615	Sara li*	2004	1,504	Not Known	India.Maritas Fleet Pvt Ltd	India.Hs Sara li Ltd	India.Maritas Fleet Pvt Ltd	-	-	-	-	-
18.01.24	9327413	Aristo	2006	37,497	Not Known	India.Maritas Fleet Pvt Ltd	Mauritius.Aristo Tankers Ltd	India.Maritas Fleet Pvt Ltd	-	0.1	0.2	0.2	0.5
18.01.24	9314818	Mona	2006	37,273	Not Known	Liberia.Hs Mona Ltd	Liberia.Hs Mona Ltd	India.Maritas Fleet Pvt Ltd	0.2	-	-	0.5	0.7
24.06.24	9353113	Hana	2008	37,321	Gabon	Mauritius. Elizario Shipping Inc	Mauritius. Elizario Shipping Inc	Turkey. Unic Tanker Gemi Isletmeciligi	0.3	0.5	0.3	0.3	1.3
01.05.24	9621601	Vasily Lanovoy	2016	49,996	Russia	Russia. Transstroy Llc	Russia. Transstroy Llc	Russia. Gazprom Flot Llc	0.9	0.4	0.4	-	1.7
20.12.23	9777670	Sanar 15**	2015	7,005	Russia	Russia.Rosewood Shipping Llc	Russia.Covart Energy Ltd	Russia.Rosewood Shipping Llc	-	-	-	-	-
24.06.24	9277735	Beks Aqua	2004	74,999	Guinea-Bissau	Turkey. Tokyo Gemi Isletmeciligi As	Turkey. Aqua Maritime & Trading Inc	Unknown	-	-	-	0.2	0.2
24.06.24 13.06.24	9289520	Canis Power	2005	53,095	Cook islands	UAE. Almuhit Alhadi Marine Services	UAE. Chatula Marine Ltd	UAE. Almuhit Alhadi Marine Services	0.3	-	-	0.2	0.5
24.06.24	9318553	NS Spirit	2006	46,941	Gabon	UAE. Fornax Ship Management	UAE. Coral Mist Tanker Ltd	UAE. Fornax Ship Management	1.2	0.7	0.1	0.9	3.0
24.06.24	9318541	NS Stream	2006	46,941	Gabon	UAE. Fornax Ship Management	UAE. Wasp Navigation Co	UAE. Fornax Ship Management	0.5	0.3	0.3	0.4	1.5
24.06.24 18.07.24	9333436	SCF Amur	2007	47,095	Gabon	UAE. Fornax Ship Management	UAE. Carrier Tanker Inc	UAE. Fornax Ship Management	0.5	0.4	0.8	0.3	2.0
18.07.24	9333424	Scf Pechora	2007	47,218	Gabon	UAE. Fornax Ship Management	UAE. Duport Marine Services Inc	UAE. Fornax Ship Management	-	-	0.2	0.2	0.4
18.01.24	9299745	Apus	2006	106,007	Not Known	UAE.Julius Capital Llc	UAE.Julius Capital Llc	Unknown	-	1.8	0.7	0.7	3.2
18.01.24	9323338	Bettle	2006	52,679	Not Known	UAE.Kipper Marine Solutions Fz-Llc	UAE.Kipper Marine Solutions Fz-Llc	Unknown	0.8	0.2	0.2	-	1.2

*Tanker Sara li (IMO: 9301615) is not desalinated by the Kpler platform, as the deadweight tonnage is less than 4,150.

**Tanker Sanar 15 (IMO: 9777670) loaded other tankers without leaving the Black Sea.

Source: Equasis, Kpler, KSE Institute